



新創建 NWS

INTERIM RESULTS 2010



TotalCaring
Award
全面關懷大獎 2008/09

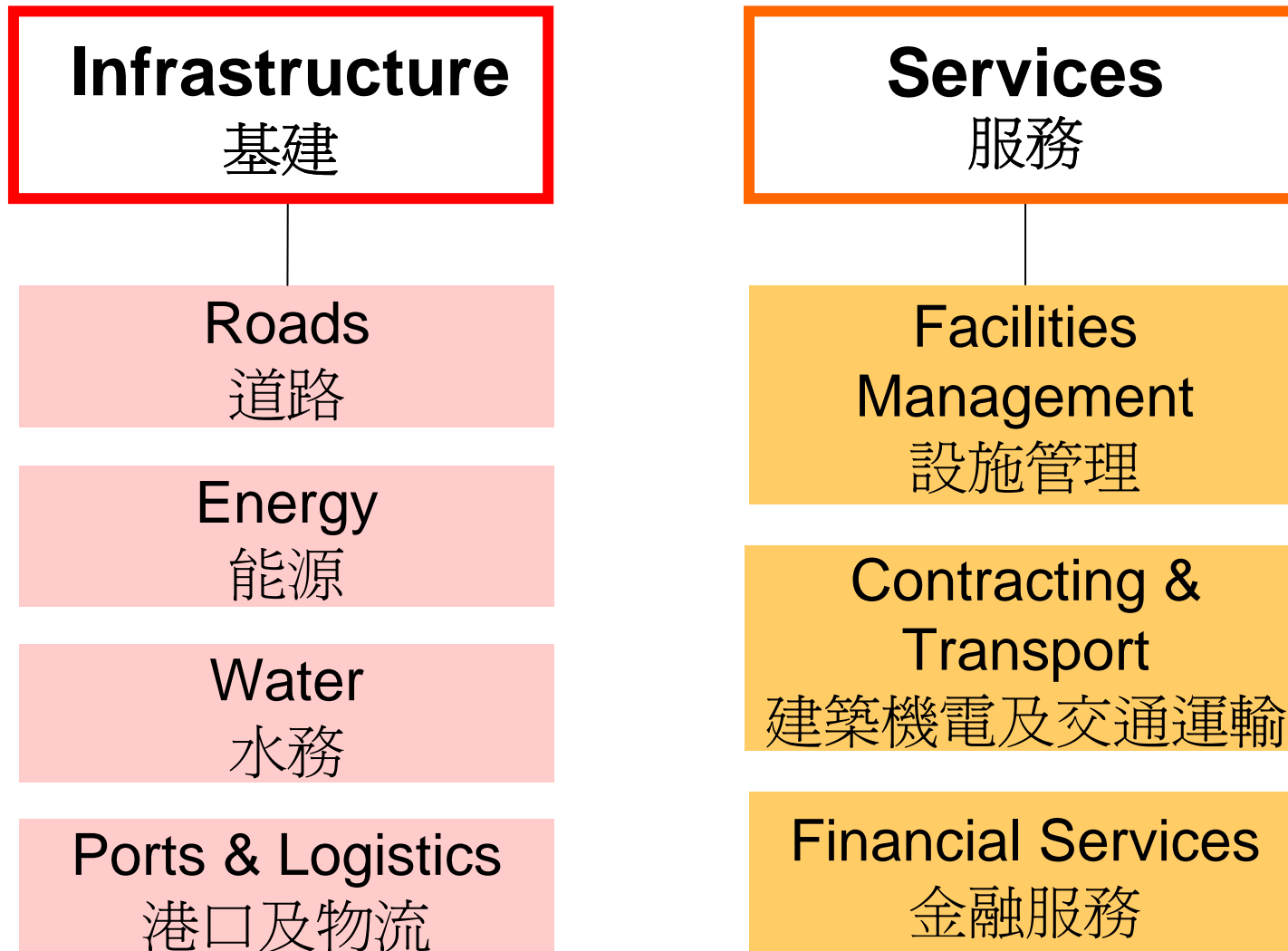
5 years+
商界展關懷
caringcompany
Awarded by The Hong Kong Council of Social Service
香港社會服務會頒發

New World Group Structure



(As at 31 December 2009)

NWS Corporate Structure



Financial Highlights

Consolidated Financial Highlights

For the six months ended 31 December	2009 (HK\$m)	2008 (HK\$m)	Change + / (-)%
Revenue	6,249.5	8,658.2	(28)
AOP	1,502.2	1,241.2	21
Profit attributable to shareholders	2,305.4	813.3	183
Earnings per share	HK\$1.11	HK\$0.40	178
Dividend per share	HK\$0.62	HK\$0.20	210
Net assets	24,875.8	24,259.4*	3

*As at 30 Jun 2009

Strong Financial Position

- Total cash on hand and bank balances: HK\$7.9 billion
- Total debt: HK\$6.4 billion
- Net cash position: HK\$1.5 billion

(As at 31 December 2009)



新創建 NWS

AOP by Segment

For the six months ended 31 December	2009 (HK\$'m)	2008 (HK\$'m)	Change % Fav./Unfav.)
Infrastructure			
Roads	233.5	382.6	(39)
Energy	216.9	42.8	407
Water	120.8	93.1	30
Ports & Logistics	151.7	171.9	(12)
Sub-total:	722.9	690.4	5
Services			
Facilities Management	400.4	314.7	27
Contracting & Transport	258.4	198.7	30
Financial Services	120.5	37.4	222
Sub-total:	779.3	550.8	41
TOTAL	1,502.2	1,241.2	21

Infrastructure





新創建 NWS

Infrastructure



 Roads	<p>19 Roads and related projects in Guangdong, Guangxi, Shanxi and Tianjin</p> <hr/> <p>1 Tunnel project in Hong Kong</p>
 Energy	<p>4 Power plants in Mainland China and Macau</p> <hr/> <p>1 Fuel company in Guangzhou</p>
 Water	<p>23 Water projects in Mainland China and Macau</p> <hr/> <p>1 Incineration plant in Shanghai</p> <hr/> <p>1 Sludge treatment plant in Suzhou</p> <hr/> <p>1 Landfill project in Hong Kong</p> <hr/> <p>1 Operation and management consulting company in Shanghai</p>
 Ports & Logistics	<p>7 Container ports in Xiamen, Tianjin and Dalian</p> <hr/> <p>2 Logistic centres in Hong Kong and Shenzhen</p> <hr/> <p>1 Rail container terminals project in China</p>

(As at 31 December 2009)

AOP - Infrastructure

For the six months ended 31 December	2009 (HK\$'m)	2008 (HK\$'m)	Change % Fav./((Unfav.)
Roads	233.5	382.6	(39)
Energy	216.9	42.8	407
Water	120.8	93.1	30
Ports & Logistics	151.7	171.9	(12)
TOTAL	722.9	690.4	5

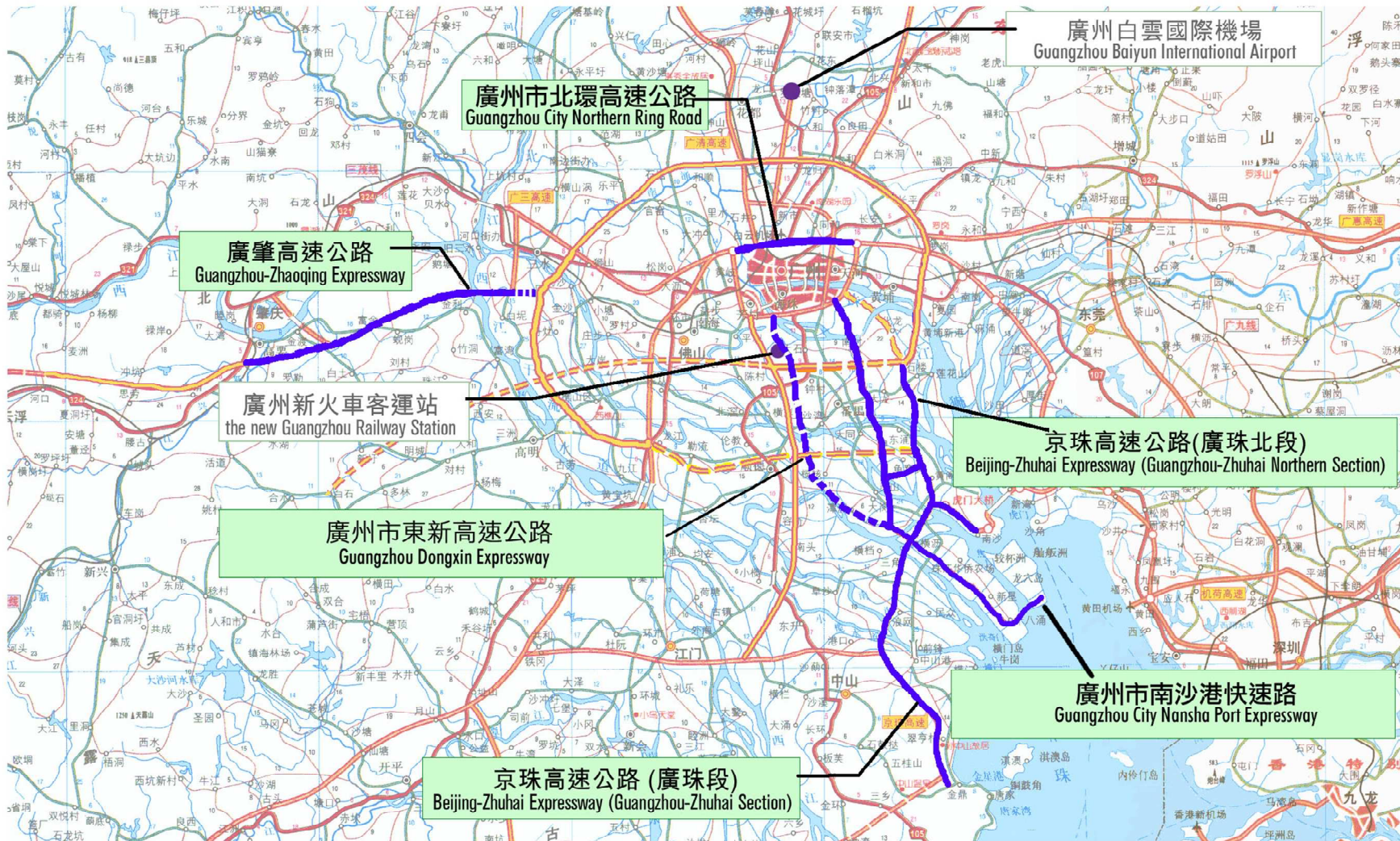


新創建 NWS

Roads

- AOP dropped by 39%
- Guangzhou City Northern Ring Road (廣州市北環高速公路) was closed 4 months for major maintenance works. It was re-opened in early November 2009
- Tangjin Expressway (Tianjin North Section) (唐津高速公路(天津北段)) up 28% in average daily traffic flow
- Pearl River Delta projects in general recorded an increase in traffic volume

珠江三角洲高速公路網 Pearl River Delta Expressway Network



Energy

- AOP surged 407% due to lowered coal prices and rise in power demand
- Combined electricity sales of Zhujiang Power Plants (珠江電廠) increased 11%
- Electricity sales of Chengdu Jintang Power Plant (成都金堂電廠) up 10%
- Macau Power (澳門電力) sales volume up 7%



新創建 NWS
Water

- AOP increased by 30%
- Strong profit contribution from Chongqing Water Group (重慶水務集團)
- Chongqing Water Plant (重慶水廠) reported 20% growth in daily average sales volume
- Shanghai SCIP Water Treatment Plants (上海化學工業區水處理廠)
 - Industrial water sales volume up 17%
 - Sewage treatment volume up 10%
- Macau Water Plant (澳門水廠)
 - average daily sales volume up 3%
 - Concession contract renewed for 10 years to 2020 with further extension allowed to 2030



新創建 NWS

Water

New Investments in 2009

Project name	Share-holding	Status	Operational data
Tianjin Jieyuan Water Plant 天津芥園水廠	26.03%	Operational	Daily production capacity of approx. 500,000 m ³
Suzhou Industrial Park Sludge Treatment Plant 蘇州工業園污泥處理廠	24.5%	Operational in mid-2010	Daily capacity of approx. 300 tonnes
Chongqing Yue Lai Water Plant 重慶悅來水廠	28.75%	Operational in 2H of 2011	Phase I daily production capacity of approx. 200,000 m ³



新創建 NWS

Ports & Logistics

- AOP decreased by 12%
- ATL – Average occupancy rate dropped from 99% to 97%
- Economic downturn has slowed down China's import and export
- Throughputs of Xiamen New World Xiangyu Terminals (廈門象嶼新創建碼頭) and Tianjin Orient Container Terminals (天津東方海陸集裝箱碼頭) recorded a drop by 2% to 3%

China Rail Container Terminals Project

- 18 pivotal rail container terminals in 18 major cities in Mainland China



- **Terminal under operation**

- **Construction work to be completed in 2010**

Zhengzhou (鄭州)	Qingdao (青島)
Chengdu (成都)	Wuhan (武漢)
Dalian (大連)	Xian (西安)

- **Construction planned to commence in 2010**

Tianjin (天津)	Shenzhen (深圳)
Harbin (哈爾濱)	Urumqi (烏魯木齊)
Beijing (北京)	

* To be injected



新創建 NWS

China Rail Container Terminals Project

Kunming Terminal

- Commenced operation in Jan 2008, handled 185,000 TEUs in 2009
- Target handling 280,000 TEUs in 2010
- Making modest profit
- Other ancillary facilities such as warehouses are also in operation



Chongqing Terminal

- Commenced operation in Dec 2009, handled 11,300 TEUs in Jan 2010
- Target handling 150,000 TEUs in 2010

Services



AOP – Services

For the six months ended 31 December	2009 (HK\$'m)	2008 (HK\$'m)	Change % Fav./((Unfav.)
Facilities Management	400.4	314.7	27
Contracting & Transport	258.4	198.7	30
Financial Services	120.5	37.4	222
TOTAL	779.3	550.8	41

Facilities Management

- AOP up by 27%
- HKCEC
 - Recorded an AOP increase of 23%
 - Enhanced contribution upon the completion of Atrium Link expansion in April 2009
- Free Duty
 - AOP surged by 60%
 - Achieved outstanding result due to increased passenger traffic flow at Lo Wu and Hung Hom stations and increased patronage at Lok Ma Chau station

Contracting & Transport

- Overall AOP increased by 30%
- Contracting
 - Gross contract-on-hand: HK\$26.6 billion*
 - Remaining value: HK\$14.8 billion*
- Transport
 - AOP improved due to lower fuel costs
 - Patronage in both bus and ferry services dropped

Financial Services

- AOP increased by 222%
- Disposed of 52.86% shareholding in Taifook Securities and continue to hold 9% stake
- Tricor has successfully expanded into 21 cities in 12 countries/territories and its contribution remained stable

Corporate strategy

- Continue to focus on Infrastructure businesses and seek new growth opportunities
- Adopt conscious approach in consolidating non-core assets




新創建 NWS

Achievements

- Total Caring Award and 5 Years Plus Caring Company
- Social Welfare Department - Gold Award for Volunteer Service
- Hong Kong Volunteer Award (Corporate Award)
- Galaxy Awards 2008 - Silver Award (Annual report)
- 22nd Annual International Mercury Awards – Bronze Award in Logo category (*NWS Hong Kong Geo Wonders Hike logo*)
- 2009 International ARC Awards - Bronze Awards in Overall Annual Report - Conglomerate & Diversified Business
- Top Ten Most Influential Enterprises in Mainland China's Water Supply Industry 2009 (*Sino-French Holdings*)
- ISO9001:2000 Quality Management System Certificate – Production and Distribution of Drinking Water (*Chongqing Sino French Water Supply*)
- Best Practice Awards 2009 - “Best Practice in Employee Involvement
- Class of Excellence Wastewi\$e Label and Energywi\$e Label

Responsible Corporate Citizen





TotalCaring
Award
全面關懷大獎 2008/09

5 years+
商界展關懷
caringcompany
Awarded by The Hong Kong Council of Social Service
香港社會服務會頒發